



Hot Air Balloon art KS1:


1. Paint A4 paper in blue for the sky.
2. Paint clouds white.
3. Colour, cut and stick the balloon on painted background in blue.
4. Add your photo and stick it inside the basket.
5. Or cut someone's face from an old magazine.







COOL2BKIDS.COM







Hot Air Balloon

watercolor paintings



KS2 Hot Air Balloon Art:

Paint a landscape for example:

Mountains, skyscrapers, seaside, park, jungle, desert etc.

On the separate piece of paper draw, colour, cut out the hot air balloon (more than 1)

When your landscape is dry, stick hot air balloons on it.

