

**Art**

**Vocabulary**


**Booklet**

**Key stage 2**

## Line

Definition- A line is a path left by moving point e.g a pencil or a brush dipped in paint. A line can take many forms e.g horizontal, diagonal or curved. A line can be used to show contours, movements, feelings and expressions.

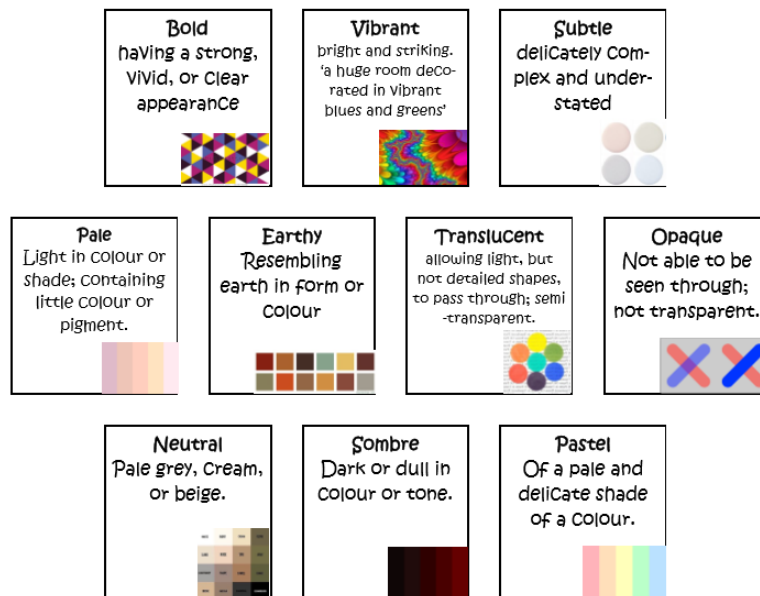
Vocabulary to be taught:



## Colour

Definition- colour is the element of art that is produced when light, striking an object, is reflected back to the eye.

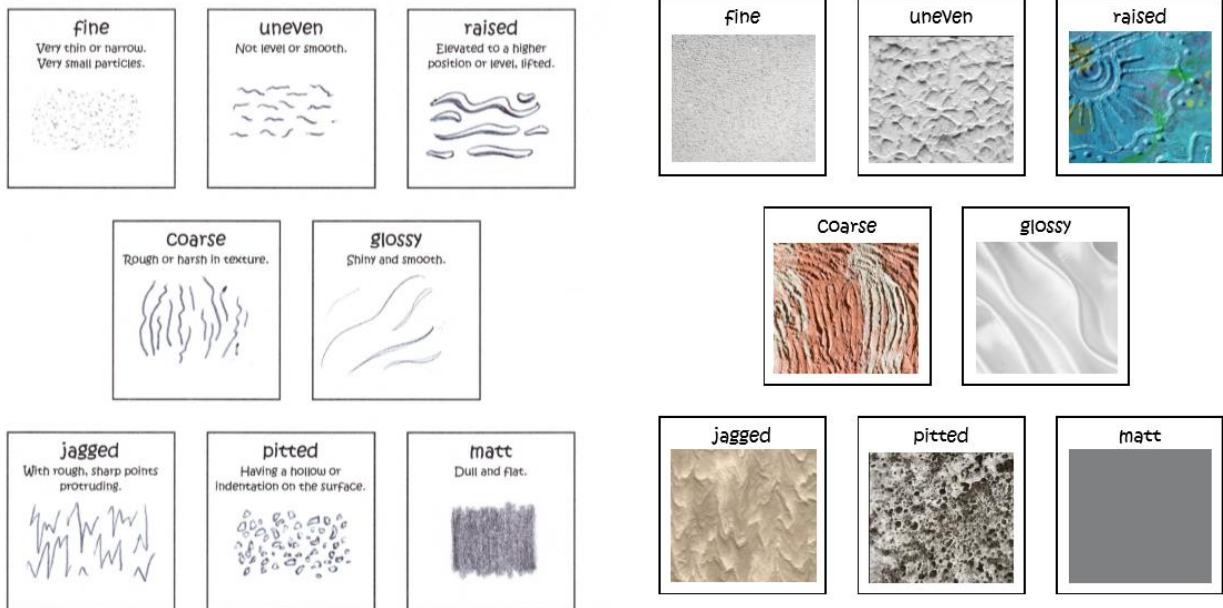
Vocabulary to be taught:



## Texture

Definition- Texture is the surface quality of something, the way something feels or looks like it feels. There are two types of texture: actual texture and visual texture. The actual texture really exists so you can touch and feel it whereas the visual texture is created by using different marks to represent actual texture.




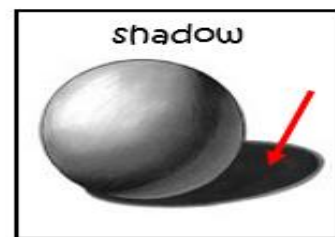

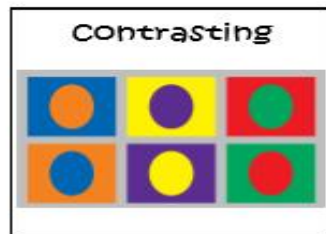
Vocabulary to be taught:



## Tone

Definition - Tone means the lightness or darkness of something. This could be how dark or light a colour appears. Tones are created by the way light falls on a 3D object.


Vocabulary to be taught:



## Pattern

Definition - A pattern is a design that is created by repeating lines, shapes, tones or colours. Patterns can be manmade, like a design on fabric, or natural such as the markings on animal fur

Vocabulary to be taught:



### Shape and Form

Definition - A shape is an area enclosed by a line. It could be just an outline or it could be shaded in. Form is a three-dimensional shape. Sculpture and 3D design are about creating forms.

Vocabulary to be taught:

